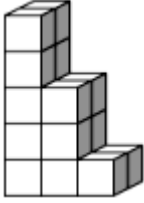
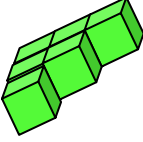
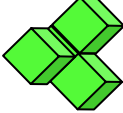

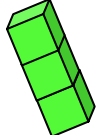

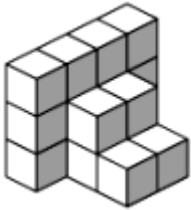
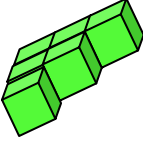
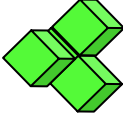

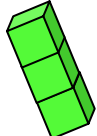

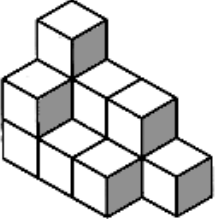
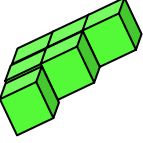
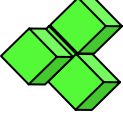

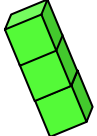

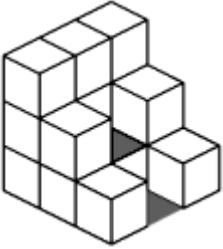
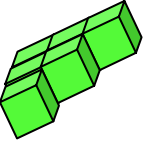


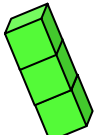

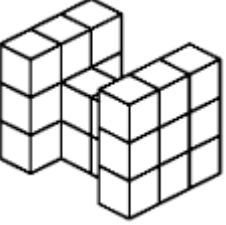
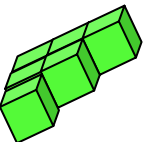
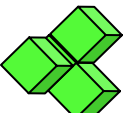

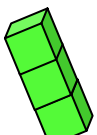



**Gebäude aus Würfeln**

**Aufgabe:** Wie viele Bauteile und Würfel wurden für diese Bauwerke gebraucht?

a) Schreibe die Anzahl der Bauteile in die Kreise der rechten Spalte!

b) Schreibe die Anzahl der Würfel in den großen Kreis in der linken Spalte!

<p>1.</p>  <div style="float: right; margin-top: 20px;"> <input style="width: 50px; height: 50px; border: 1px solid black;" type="text"/> </div>	 <div style="text-align: center; margin-top: 10px;"> <input style="width: 40px; height: 40px; border: 1px solid black;" type="text"/> </div>	 <div style="text-align: center; margin-top: 10px;"> <input style="width: 40px; height: 40px; border: 1px solid black;" type="text"/> </div>	 <div style="text-align: center; margin-top: 10px;"> <input style="width: 40px; height: 40px; border: 1px solid black;" type="text"/> </div>	 <div style="text-align: center; margin-top: 10px;"> <input style="width: 40px; height: 40px; border: 1px solid black;" type="text"/> </div>	 <div style="text-align: center; margin-top: 10px;"> <input style="width: 40px; height: 40px; border: 1px solid black;" type="text"/> </div>
<p>2.</p>  <div style="float: right; margin-top: 20px;"> <input style="width: 50px; height: 50px; border: 1px solid black;" type="text"/> </div>	 <div style="text-align: center; margin-top: 10px;"> <input style="width: 40px; height: 40px; border: 1px solid black;" type="text"/> </div>	 <div style="text-align: center; margin-top: 10px;"> <input style="width: 40px; height: 40px; border: 1px solid black;" type="text"/> </div>	 <div style="text-align: center; margin-top: 10px;"> <input style="width: 40px; height: 40px; border: 1px solid black;" type="text"/> </div>	 <div style="text-align: center; margin-top: 10px;"> <input style="width: 40px; height: 40px; border: 1px solid black;" type="text"/> </div>	 <div style="text-align: center; margin-top: 10px;"> <input style="width: 40px; height: 40px; border: 1px solid black;" type="text"/> </div>
<p>3.</p>  <div style="float: right; margin-top: 20px;"> <input style="width: 50px; height: 50px; border: 1px solid black;" type="text"/> </div>	 <div style="text-align: center; margin-top: 10px;"> <input style="width: 40px; height: 40px; border: 1px solid black;" type="text"/> </div>	 <div style="text-align: center; margin-top: 10px;"> <input style="width: 40px; height: 40px; border: 1px solid black;" type="text"/> </div>	 <div style="text-align: center; margin-top: 10px;"> <input style="width: 40px; height: 40px; border: 1px solid black;" type="text"/> </div>	 <div style="text-align: center; margin-top: 10px;"> <input style="width: 40px; height: 40px; border: 1px solid black;" type="text"/> </div>	 <div style="text-align: center; margin-top: 10px;"> <input style="width: 40px; height: 40px; border: 1px solid black;" type="text"/> </div>
<p>4.</p>  <div style="float: right; margin-top: 20px;"> <input style="width: 50px; height: 50px; border: 1px solid black;" type="text"/> </div>	 <div style="text-align: center; margin-top: 10px;"> <input style="width: 40px; height: 40px; border: 1px solid black;" type="text"/> </div>	 <div style="text-align: center; margin-top: 10px;"> <input style="width: 40px; height: 40px; border: 1px solid black;" type="text"/> </div>	 <div style="text-align: center; margin-top: 10px;"> <input style="width: 40px; height: 40px; border: 1px solid black;" type="text"/> </div>	 <div style="text-align: center; margin-top: 10px;"> <input style="width: 40px; height: 40px; border: 1px solid black;" type="text"/> </div>	 <div style="text-align: center; margin-top: 10px;"> <input style="width: 40px; height: 40px; border: 1px solid black;" type="text"/> </div>
<p>5.</p>  <div style="float: right; margin-top: 20px;"> <input style="width: 50px; height: 50px; border: 1px solid black;" type="text"/> </div>	 <div style="text-align: center; margin-top: 10px;"> <input style="width: 40px; height: 40px; border: 1px solid black;" type="text"/> </div>	 <div style="text-align: center; margin-top: 10px;"> <input style="width: 40px; height: 40px; border: 1px solid black;" type="text"/> </div>	 <div style="text-align: center; margin-top: 10px;"> <input style="width: 40px; height: 40px; border: 1px solid black;" type="text"/> </div>	 <div style="text-align: center; margin-top: 10px;"> <input style="width: 40px; height: 40px; border: 1px solid black;" type="text"/> </div>	 <div style="text-align: center; margin-top: 10px;"> <input style="width: 40px; height: 40px; border: 1px solid black;" type="text"/> </div>

Für die Anzahl der Bauteile in der rechten Spalte gibt es jeweils mehrere richtige Lösungen!